

For easy generator sizing, visit steamist.com and use our online Residential Steam Bath Sizing and Selection Guide.

RESIDENTIAL STEAM GENERATOR SIZING

Follow the steps below to select the proper Steamist Steam Generator for your steam shower.

1. Measure then Multiply the Length x Width x Height (in feet) of the steam enclosure to determine CUBIC FOOTAGE

2. Adjustments to Cubic Footage to determine Total Room Volume.

Materials: For natural stone or marble, multiply by 2.0 OR for ceramic or porcelain tile, glass or glass block, multiply by 1.35. If using another material, consult manufacturer for their recommendation in a steam shower application.

Exterior Wall: For one, multiply by 1.1; for two, multiply by 1.2.

Ceiling Height: For 9 ft. ceiling, multiply by 1.15; for 10 ft. ceiling, multiply by 1.3.

3. Select Steam Generator (page 11) with a "Cubic Foot Range" equal to or greater than your Adjusted Cubic Footage. In the example shown, you would select a TSG-12 or SMP-12 generator.

Note 1: If there is a skylight or outside window, select the next largest generator. Skylight or window must be double-pane and sealed from inside the steam shower.

Note 2: Generator voltage must match existing local utilities (208 or 240 Voltage).

Note 3: For optimum performance, ceiling height should not exceed 8 feet (10 feet max)

Example: Based on a 5 ft. x 6 ft. x 8 ft. high room with marble walls and one exterior wall.

Cubic Footage:	5' x 6' x 8' = 240
Material Adjustment:	240 x 2.0 = 480
Exterior Wall Adjustment:	480 x 1.1 = 528
Ceiling Adjustment:	0
Adjusted Cubic Footage:	= 528

STEAMIST®
RELAX. RESTORE. RENEW.

Steamist: #1 for Quality and Service Worldwide

Steamist, Inc. extends a Limited Lifetime Warranty on all Residential Steam Generators.

Please visit www.steamist.com for full details.

Corporate Headquarters

25 East Union Avenue
East Rutherford, NJ 07073
Tel: 800-577-6478
Fax: 201-933-0746
e-mail: sales@steamist.com

West Coast

Tel: 800-355-6478
Fax: 661-940-1617
e-mail: westcoast@steamist.com

Residential Warranty: Steamist offers a Lifetime Limited Parts Warranty on TSG and SMP steam generators. Steamist offers a Limited 5-Year Parts Warranty on the TSSH shower valve, all residential sauna heaters and sauna controls. Steamist offers a Limited 2-Year Parts Warranty on all steam and shower controls and all Total Sense Spa Options. In addition, Steamist offers a Limited 2-Year Labor Warranty on TSG and SMP Steam Generators, steam shower controls, Total Sense Spa Options, residential sauna heaters and controls.

Commercial Warranty: Steamist offers a Limited 1-Year Parts Warranty and a Limited 90-Day Labor Warranty on all HC, hotel models HTSG and HSMP, day spa models DTSG and DSMP steam generators, steam equipment, controls, and all commercial sauna heaters and controls.

Contact Steamist for further details on any Steamist product warranties.

iHeart and the iHeart logos are trademarks of iHM Identity, Inc., registered in the U.S. and other countries. Spotify and the Spotify logos are trademarks of Spotify AB, registered in the U.S. and other countries. Pandora and the Pandora logos are trademarks of Pandora Media, Inc., registered in the U.S. and other countries. Wi-Fi is a trademark of the Wi-Fi Alliance, registered in the U.S. and other countries. iPhone is a trademark of Apple Inc., registered in the U.S. and other countries. Android is a trademark of Google Inc., registered in the U.S. and other countries. All other trademarks and registered trademarks are the property of their respective holders.



STEAMIST®

PRODUCT CATALOG AND PRICE LIST | MAY 2017

Residential Steam Bath Systems | Commercial Steam Bath Systems | Sauna Room Systems

Create an Oasis of Luxury in Your Home

Creating an in-home spa by adding a steam shower is part of the ultimate bathroom makeover, and remains a leading-edge design trend.

Steamist® leads the way with innovations to deliver the benefits of steambathing, enhanced with Total Sense™ options that enhance the environment, with aroma, color, music and more.



RESIDENTIAL STEAM SHOWER SYSTEMS

- 4-5 Benefits of Steam
- 6-7 Steam Shower Overview
- 8-9 Steamist Innovations
- 10-11 Steam Generators
- 12-21 Total Sense™ Spa Options
- 21 Digital Shower System
- 22-25 Steam Shower Controls
- 26-27 Designer Finishes
- 28-29 Accessories
- 30-31 Frequently Asked Questions

COMMERCIAL STEAMBATH SYSTEMS

- 32-33 HC Steam Generators
- 34-35 Controls and Accessories

SAUNA ROOM SYSTEMS

- 36 Sauna Controls and Accessories
- 37 Sauna Heaters
- 38-39 Prefab and Precut Sauna Rooms

STEAMIST®
RELAX. RESTORE. RENEW.

Precautionary Warning Prior to Purchase - Before using a steambath, please consult with your physician. If you are an elderly person, or pregnant woman, or suffering from heart disease, high blood pressure, diabetes, or not in good health, you should not use this device unless otherwise directed by your physician. If you have any other condition that requires the use of medication or drugs, it is also necessary to check with your doctor before steambathing. Avoid direct contact with the steam coming out of the steamhead and with the steamhead itself, as this could cause serious burns or physical injury.

For additional information about the steam product and important safety issues, please visit our website at www.steamist.com or call us at 800-577-6478.

Steam Makes Life Better

Your steam shower will help you release mental and physical stress, and help you maintain a healthy, vital appearance. The embrace of steam will be a source of comfort you look forward to every day.

RELAX

- + Steam soothes sore, tired muscles, and helps release the tensions of your day.
- + Steam will help you get to sleep faster, sleep soundly and wake feeling refreshed.
- + Steam promotes muscular flexibility. You'll stretch, move and work out with greater ease and comfort.

RESTORE

- + Steam fuels blood flow, banishes impurities from your body, and is great for detoxification.
- + Steam can relieve allergies, arthritis, asthma or other respiratory or circulatory problems.
- + Steam can relieve or help prevent skin ailments such as eczema, athlete's foot and acne.

RENEW

- + Steam hydrates skin with warm, penetrating moisture.
- + Steam opens pores, bringing nutrients to the surface and enhancing collagen production.
- + Steam lessens the effects of aging by helping skin stay soft and smooth.



Steam Shower Overview

A basic steam shower system has three components: the Steam Generator, in-shower Digital Control and Steamhead. To enhance the experience, Steamist also offers four Total Sense™ Spa Options as well as in-shower seats and other accessories. Steamist systems deliver great installation flexibility; components can be installed in a closet or other small space near the steam shower.

1. STEAM SHOWER GENERATOR

The heart of the system sized to your steam shower space. Compact design permits installation in a vanity, a closet, an insulated attic or basement. Steamist offers SM Plus Generators, or premium-grade Total Sense Generators, featuring InstaMist® technology.

2. STEAMHEAD

Smoothly and evenly surrounds you with soothing, therapeutic warmth. The 3199 Steamhead comes standard with every Steamist Digital Control in a matching finish.

3. DIGITAL CONTROL

Steamist offers you a variety of control options to mount inside of the steam shower. All controls permit the programming of two user preference profiles.

4. AROMASENSE™ SPA OPTION MODULE

Stores and adds either of two fragrant essential oils into the steam line.

5. CHROMASENSE™ SPA OPTION MODULE & LIGHT FIXTURE

Provides a choice of “white light” plus 6 different color effects.

6. AUDIOSENSE™ SPA OPTION MODULE & SPEAKERS

Plays music from any Bluetooth-enabled device. 550 Digital Control streams music from Pandora, Spotify or iHeartRadio.

7. SHOWERSENSE™ SPA OPTION VALVE


Enables installation of 3 different shower outlets, with just one digital control.



Innovations, Only from Steamist

ShowerSense™ Controls the Flow, the Temp, even the Clutter

The exclusive ShowerSense valve lets you enjoy a refreshing shower from up to three different outlets. The 550 or 450 digital control can be preset to deliver two different shower temperatures matched to user preferences. And with ShowerSense, one control gives you total touchscreen command over all steam and shower functions, without cluttering a beautiful shower retreat with multiple controls. See pages 20 and 21.



CLUTTERED CONVENTIONAL SHOWER

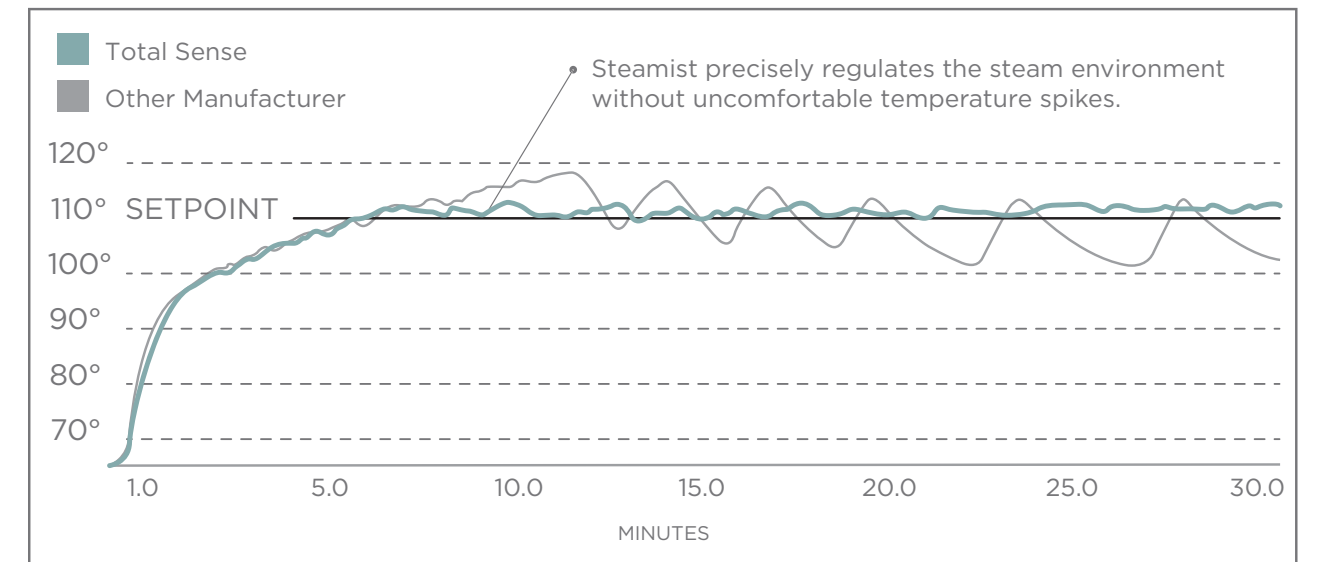
A standard showerhead, handheld shower and body sprays require multiple controls and a cluttered, crowded enclosure.

UNCLUTTERED SHOWERSENSE SYSTEM

With ShowerSense, one control covers all steam and shower functions, for a beautiful shower retreat without multiple controls.

SteadySteam™ Puts Your Comfort on Cruise Control

Your body is very sensitive to temperature changes, so fluctuations of more than a few degrees from your programmed “setpoint” temperature will make your steam experience less enjoyable. With other manufacturers’ systems, temperatures will rise and fall numerous times during a steam session, which means you won’t stay comfortable. Steamist’s Total Sense™ Steam Generators combine with the 550, 450 or 250 digital control to deliver the consistent comfort of SteadySteam. Once the system reaches your setpoint, the temperature will cruise consistently within your comfort zone.



PRECISION: THE TOTAL SENSE STEAM GENERATOR

Modulating design enables precise adjustments to steam output, resulting in SteadySteam...a consistent, comfortable steam shower temperature.

DUAL SENSOR TECHNOLOGY

The 550, 450 and 250 controls all have dual-temperature sensors. This patent-pending design delivers extremely accurate readings to smoothly regulate the steam shower environment.

Steam Generators Total Sense™ & SM Plus

Steamist offers Total Sense™ or SM Plus Steam Generators. Both have a stainless steel tank for years of dependable service, and save water and energy. The average 20-minute steam shower uses less than one gallon of water. Compare that to a whirlpool tub that holds a minimum of 40 gallons of pre-heated water.

FEATURES OF ALL TOTAL SENSE AND SM PLUS STEAM GENERATORS

- + All models allow the user to enjoy one or more of Steamist's Total Sense Spa Options
- + Compact design permits generator installation in a vanity, a closet or an insulated attic or basement
- + Cable included with generator
- + Lifetime Limited Warranty
- + UL Listed

TOTAL SENSE GENERATORS FEATURE INSTAMIST® AND STEADYSTEAM™

The user can activate the InstaMist feature using any Steamist digital control, and get quick-response steam. In about a minute, the steam shower will begin heating up.

Quiet, continuous SteadySteam technology maintains steam shower environment at the user's preset level, without uncomfortable temperature spikes.

In addition, multiple Total Sense generators can be ganged together for larger steam showers.



Steam Generator Specifications

STEAM GENERATOR SIZING*

For easy generator sizing, visit steamist.com. Use our online Residential Steam Bath Sizing and Selection Guide. You'll need to have an idea of the shower stall dimensions for more accuracy. The guide will also help you select spa options, controls and accessories. You may also see the back cover for the easy steps to calculate the adjusted cubic footage for your steam shower.

TOTAL SENSE™				SM PLUS				ALL GENERATORS ELECTRICAL DIMENSIONS			
PRODUCT CODE	PRICE	kW	CU FT RANGE*	PRODUCT CODE	PRICE	kW	CU FT RANGE*	ELECTRICAL			WEIGHT DIMENSIONS
								VOLTS	AMPS	1-PHASE BREAKER**	
				SMP-5	\$1,850	5	0-100	240	21	30	30 lbs. 15"L x 6"W x 15.5"H
TSG-7	\$2,650	7.5	0-250	SMP-7	\$2,350	7.5	101-250	240	31	40	
TSG-10	\$3,150	10	251-450	SMP-10	\$2,850	10	251-450	240	42	50	
TSG-12	\$3,550	12	451-550	SMP-12	\$3,250	12	451-550	240	50	60	41 lbs. 17.75"L x 7.5"W x 15.5"H
TSG-15	\$3,750	15	551-675	SMP-15	\$3,450	15	551-675	240	63	80	

All Steam Generators shown are 240 Volt. For 208 Volt, add "-208" to Product Code. Example: TSG-7-208.
 For 208V, current amps will be higher, breaker size larger. Contact Steamist for more information.
 For 3-phase TSG and SMP generators, please contact Steamist for special order options.
 **90°C copper wire required for connection to generator.

GENERATOR ACCESSORY PACKAGE

\$550 | GPAD-240

Packages include components recommended for field installation with TSG or SMP steam generators. Generator Pan features elevated support for generator and solid-brass plumbing connection. Auto Drain (240V) will open automatically to purge the system after water in generator cools.

For 208 Volt Auto Drain, replace 240 with 208 in Product Code. For installations utilizing more than one Steam Generator, order a quantity of Accessory Packages equal to the number of generators.



Spa Options That Make Total Sense

On the pages that follow, we present four Total Sense™ Spa Options that are available to enhance your steam shower experience. All four of these options are compatible with either TSG (Total Sense) or SMP (SM Plus) Steam Generators. You can order one or more Spa Options individually, or select one of our Spa Option Packages.

Bring the Total Package Home

OUR TOTAL SENSE™ SPA PACKAGES INCLUDE 3 EXPERIENCES:

- + AromaSense Spa Option, with Relax and Respiratory Essential Oil Canisters
- + ChromaSense Spa Option, with one light fixture with chrome trim ring
- + AudioSense Spa Option, with either “Classic” Exposed Speakers or “Invisible” Speakers

Spa Package with “Classic” Exposed AudioSense Speakers
\$3,000 | TSSP-CL

Spa Package with “Invisible” AudioSense Speakers
\$3,050 | TSSP-IN

Note: Packages do not include ShowerSense™ Spa Option. See page 21.



AromaSense™

Infuse your steam experience with fragrant essential oils. For centuries aromatherapy has demonstrated remarkable therapeutic powers, from relaxing body and spirit to soothing respiration to sparking creativity. And only AromaSense adds 100% undiluted essential oils to the steam shower, ensuring your pure pleasure.

AROMASENSE MODULE:

- + Holds two easily-replaceable 100 ml essential oil canisters, allowing you to select your favorite scent without leaving your steam shower.
- + Pumps just 1/4 drop of pure undiluted oil at a time, so each canister lasts for months.
- + Connects into steamline and needs to be located in a closet or utility room near the steamhead.
- + 11.875" H x 8.125" W x 5.25" D



**AromaSense
Spa Option**
\$1,000 | TSA

**AromaSense Essential
Oil Canisters - 100 ml**
\$100 each



ESSENTIAL OIL CANISTERS, 100 ml

Sold separately. We recommend two canisters be purchased with the AromaSense module. Essential oils also available in 10 ml bottles, see page 29.

RESTORE | AS1-100

Refreshes and renews the spirit.
Essential oils: orange California, pine needle, ho-oil, frankincense, patchouli, cistus labdanum, vetiver, cedarwood Virginia

RELAX | AS2-100

Balances mood, clears the mind.
Essential oils: lavender, lavandin super, orange, geranium, cedarwood, marjoram, frankincense

RENEW | AS3-100

Comforts and revives the soul.
Essential oils: cedarwood Virginia, grapefruit, Peru balsam, lavandin, lime, sweet basil, elemi, clary sage, angelica root

ENERGIZE | AS4-100

Stimulates and empowers the mind.
Essential oils: rosemary, lemongrass, orange, ginger root, red grapefruit, mandarin orange, cinnamon leaf


RESPIRATORY | AS5-100

Soothes the respiratory system.
Essential oils: sage, hyssop, eucalyptus globules, spruce needle, eucalyptus radiata, thyme, myrtle

ChromaSense™

Adding color to the steam shower can serve as chromatherapy to bring about positive change to your physical or psychological condition. Or you can simply consider color part of your personal oasis of luxury. With ChromaSense, the 550 or 450 control can turn you on to a spectrum of effects to improve your day in different ways.

- + High-powered recessed LED light fixture - 4.25" diameter
- + White light equivalent to a 50-watt incandescent bulb



550T-PC | TRANSITIONAL TRIM

ChromaSense Spa Option with Solid-Brass Trim Ring with Polished Chrome Finish

\$750 | TSCH

Optional Designer Finish Trim Ring

\$90 | TSTR-XX

6 Finishes

See page 26

With one shower light fixture, ChromaSense gives you the choice of selecting white light or six color effects in the steam shower.



Soulful
Soothing



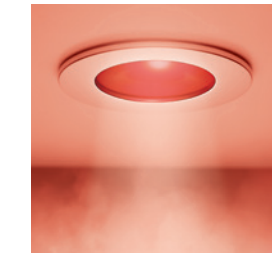
Bliss
Stabilizes Emotions



Relax
Tranquilizing & Calming



Creative
Increases Awareness



Energize
Increases Metabolism



Harmony
Reduces Anxiety

AudioSense™

Great thinkers and listeners from Plato to Bono have praised the power of music to soothe, heal and invigorate the heart, mind and soul. With AudioSense, you can enjoy your favorite music in the steam shower from your computer, smartphone, iPod, tablet or any other Bluetooth-enabled music player. Speakers sold separately.

AUDIOSENSE ALLOWS YOU TO:

- + Select your audio input
 - + Activate preset memory settings
 - + Adjust bass, treble, balance and volume
 - + Skip forward/backward through your playlist
 - + Pause and play audio
-
- + Compatible with 550 or 450 controls
 - + 550 links directly to Pandora, Spotify or iHeartRadio streaming services
 - + Compact design, with high-powered amplifier and wireless receiver
 - + 8.5" H x 6" W x 2" D




AudioSense Spa Option

\$800 | TMSU

“Classic” Exposed Speakers

5.25" diameter
8" outside diameter



Two “Classic” Speakers

\$250 | TSS-CL

“Invisible” Speakers

Mount out of sight and transmit sound through the wall.
3" diameter.



Two “Invisible” Speakers

\$300 | TSS-IN

ShowerSense™

ShowerSense lets you enjoy the steam experience, followed by a refreshing shower from up to three different outlets. Either the 550 or 450 Digital Control lets you select either of two different shower temperatures, programmed to match user preferences, and give you total touchscreen command over all steam and shower functions, without the clutter of multiple shower controls.

The ShowerSense valve is easy to install in any position behind the wall, and is both temperature compensating and pressure balancing to optimize user comfort.

SHOWERSENSE VALVE:

- + 9.1 gpm maximum combined flow
- + 1.0 gpm minimum flow
- + ASSE 1016 Listed
- + Meets strict lead-free requirements
- + 1/2" pipe connections
- + Low-voltage UL power supply
- + Less than 2°F temperature variation
- + 11" H x 5.25" W x 1.5" D

FLOW RATES @ 45 psi

- 1 outlet used | 6.5 gpm
- 2 outlets used | 8.7 gpm
- 3 outlets used | 9.1 gpm



ShowerSense Spa Option

\$1,700 | TSSH

SHOWERSENSE SPA OPTION

As a Total Sense™ Spa Option, you'll have the added luxury of personalized shower control in addition to the steam shower experiences you know us for, working hand-in-hand with our 550 and 450 digital control lines.



DIGITAL SHOWER SYSTEM

Enjoy the outstanding flexibility, functionality and clutter-free benefit of ShowerSense without installing a steam shower system, by ordering the TSSH Shower Valve and an SH-550 or SH-450 Digital Control.

Digital Shower System Valve

\$1,700 | TSSH

SH-550 Control

Available in Transitional or Modern design. See page 23.

Polished Chrome

\$1,050 | SH-550-PC
| SH-550M-PC-XX

Designer Finishes

\$1,100 | SH-550-XX
| SH-550M-XX-XX



SH-450 Control

Available in Transitional or Traditional design. See page 25.

Polished Chrome

\$650 | SH-450-PC
| SH-450T-PC

Designer Finishes

\$700 | SH-450-XX
| SH-450T-XX



DESIGNER FINISHES

See page 26 for the complete selection.

550 Digital Control

The 550 is Steamist's most advanced control system. New upgrade features bring the user increased flexibility in use:

- + A larger high-definition touchscreen display
- + Multiple-language display capability
- + Easily adjustable display font sizes
- + Can be installed in Portrait (vertical) or Landscape (horizontal) orientation

Compatible with Steamist TSG or SM Plus steam generators, the 550 can operate all Total Sense™ Spa Options.

- + Programmable for two user profiles including temperature, duration and spa option preferences
- + Dual-temperature sensor technology for superior temperature accuracy
- + 3199 Steamhead included in matching finish
- + Built-in mySteamist Wi-Fi

When installed with a TSG steam generator, it also allows the user to turn the selectable InstaMist® feature on and off.

STREAMING MUSIC CONNECTIVITY



The 550 is preprogrammed for connectivity with iHeartRadio, Spotify and Pandora. If you have Steamist's AudioSense™ spa option, you can link to any of these popular streaming music services and listen to your favorite artists and musical genres as you enjoy your steam shower.

550 Digital Control

Polished Chrome

\$1,250 | 550-PC
| 550M-PC-XX

Designer Finishes

\$1,300 | 550-XX
| 550M-XX-XX

6 Finishes

See page 26.

550M with white overlay

Add WT to model number:
ex: 550M-XX-WT

550M with black overlay

Add BK to model number:
ex: 550M-XX-BK



BUILT-IN MYSTEAMIST WI-FI INTERFACE

The 550 is equipped to link with the mySteamist application for your iPhone or Android mobile device. With mySteamist, you'll be able to activate preprogrammed user profiles within your home network. Steamist gives you mobile flexibility at no additional cost!



550 Transitional
4.1" H x 6.2" W x 0.3" D



550M Modern, with white or black overlay
3.4" H x 5.6" W x 0.3" D





450-PC | TRANSITIONAL TRIM

450 Digital Control

The 450 control is compatible with Steamist TSG or SM Plus steam generators, and can operate all Total Sense™ Spa Options.

- + Programmable for two user profiles including temperature, duration and spa option preferences
- + Dual-temperature sensor technology for superior accuracy
- + 3199 Steamhead included in matching finish
- + Optional mySteamist Wi-Fi compatibility

When installed with a TSG steam generator, it also allows the user to turn the selectable InstaMist® feature on and off.



450 Transitional
4.5" H x 4.5" W x 0.4" D



450T Traditional
4.5" H x 4.5" W x 0.4" D

450 Digital Control

Polished Chrome

\$850 | 450-PC
| 450T-PC

Designer Finishes

\$900 | 450-XX
| 450T-XX

6 Finishes

See page 26.

mySteamist Wi-Fi Option

\$315 | WIFI

450 AND 250 CONTROLS: DUAL SENSORS FOR CONTINUOUS COMFORT

Steamist's dual-temperature sensor technology (patent pending) gives the 450 and 250 controls superior accuracy...reading the steam shower environment and adjusting to maintain your programmed temperature throughout each steam shower session.

250 Digital Control

The 250 control is compatible with Steamist TSG or SM Plus steam generators, but will not operate any Total Sense™ Spa Options.

- + Programmable for two user temperature profiles with selectable timer
- + Dual-temperature sensor technology for superior accuracy
- + 3199 Steamhead included in matching finish

When installed with a TSG steam generator, it also allows the user to turn the selectable InstaMist® feature on and off.



250 Transitional
3.7" H x 3.7" W x 0.625" D



250R Round
4" Diameter

250 Digital Control

Polished Chrome

\$750 | 250-PC
| 250R-PC

Designer Finishes

\$800 | 250-XX
| 250R-XX

5 Finishes

See page 26.



250R-PC | ROUND TRIM



250-PC | TRANSITIONAL TRIM

Designer Finishes

Steamist steam shower controls and steamheads are available in Polished Chrome, as well as your choice of designer finishes to complement your bathroom décor. Consult the table below for Designer Finish availability.

PRODUCT CODES		FINISHES AND PRODUCT CODE SUFFIXES						
		Polished Chrome (PC)	Polished Nickel (PN)	Brushed Nickel (BN)	Polished Gold (PG)	Polished Brass (PB)	Brushed Bronze (BB)	Oil-Rubbed Bronze (ORB)
CONTROLS	550	✓	✓	✓	✓		✓	✓
	SH-550	✓	✓	✓	✓		✓	✓
	550M, WT, BK	✓	✓	✓				
	SH-550M, WT, BK	✓	✓	✓				
	450 & 450T	✓	✓	✓	✓		✓	✓
	SH-450 & SH-450T	✓	✓	✓	✓		✓	✓
	250 & 250R	✓	✓	✓		✓		✓
	220, 220T, 220R	✓	✓	✓	✓	✓	✓	✓
STEAMHEADS	3199	✓	✓	✓	✓	✓	✓	✓
	3199M (Modern)	✓	✓	✓				
	3199R (Round)	✓	✓	✓		✓		✓
	BLSH (Bilateral)	✓	✓	✓	✓		✓	✓
CHROMASENSE TRIM RINGS	TSCH	Standard	✓	✓	✓		✓	✓

To order Designer Finishes, replace "XX" in the Product Code shown with the appropriate suffix.

Examples
 550-XX in Polished Nickel = 550-PN
 250-XX in Oil-Rubbed Bronze = 250-ORB
 3199-XX in Brushed Nickel = 3199-BN

450T-PC | Polished Chrome



450-PN | Polished Nickel



250-PB | Polished Brass



450-BN | Brushed Nickel



450-BB | Brushed Bronze



450-PG | Polished Gold



450-ORB | Oil-Rubbed Bronze

Accessories



A



C



D



F




G



H



I



J



K



B



E

A. 3199 Steamhead

Included with all 550, 450, 250 Transitional and Traditional controls.
3/4" NPT
7 Finishes*

\$200 | 3199-PC Polished Chrome
\$250 | 3199-XX Designer Finish

B. Cool Sense Cover

For 3199 Steamhead only

\$17 | 3260

C. 3199R Round Steamhead

Included with 250R controls.
3/4" NPT
5 Finishes*

\$200 | 3199R-PC Polished Chrome
\$250 | 3199R-XX Designer Finish

D. 3199M Modern Steamhead

Included with 550M controls.
3/4" NPT
3 Finishes*

\$200 | 3199M-PC Polished Chrome
\$250 | 3199M-XX Designer Finish

E. Bilateral Steamhead

Directs steam in two directions (up and down) for even dispersion and user comfort. Solid-brass cover plate.

3/4" NPT
6 Finishes*
Trim: 12" L x 0.95" H x 0.35" D

\$300 | BLSH-PC Polished Chrome
\$350 | BLSH-XX Designer Finish

F. 220 On/Off Controls

For wall-mounting outside steam shower, in conjunction with 550, 450 or 250 controls. Turns system on to either of the two user profiles. Steamhead not included.
7 Finishes*

220: 3.7" H x 3.7" W x 0.625" D
220T: 4.5" H x 4.5" W x 0.625" D
220R: 4" Diameter, 0.6" D

\$220 | 220R-PC Polished Chrome
\$270 | 220R-XX Designer Finish

\$220 | 220-PC Polished Chrome
\$270 | 220-XX Designer Finish

\$220 | 220T-PC Polished Chrome
\$270 | 220T-XX Designer Finish

G. Tilt-up Wood Seat

Natural Teakwood.
Weight capacity 250 lbs.
20" W x 13" D
7 Finishes*

\$525 | SBS-PC Polished Chrome
\$575 | SBS-BN Brushed Nickel
\$575 | SBS-ORB Oil-Rubbed Bronze
\$575 | SBS-PN Polished Nickel

H. ADA Seat

Meets ADA requirements.
Fold-up teakwood seat with chrome-plated stainless steel frame.
Weight capacity 250 lbs.
24" W x 15" D

\$525 | SBS-ADA

I. 10 ml Essential Oil Bottles

For placing drops directly on 3199 steamhead.

\$35 each | AS1-10 RESTORE
| AS2-10 RELAX
| AS3-10 RENEW
| AS4-10 ENERGIZE
| AS5-10 RESPIRATORY

J. Auto Drain

For TSG and SMP steam generators. Drain valve opens automatically to purge the system after water in the generator cools. Field installed.

\$450 | AD-240
\$450 | AD-208

K. Generator Pan

For TSG and SMP steam generators. High-temperature impact-resistant resin. One-piece design with elevated support for generator and solid-brass plumbing connection.
24" W x 11" D x 2" H

\$100 | GENPAN

10' Extension cable

\$40 | 4010

35' Extension cable

\$80 | 4035

50' Cable only

\$90 | 4050

*DESIGNER FINISHES: See page 26 for the complete selection.

Frequently Asked Questions

IF I SELECT THE TOTAL SENSE 550 OR 450 DIGITAL CONTROL, DO I ALSO HAVE TO INSTALL THE COMPLETE MENU OF AROMASENSE, CHROMASENSE, SHOWERSENSE AND AUDIOSENSE OPTIONS?

No. If you purchase the 550 or 450 Digital Control, you can then select all four Total Sense Spa Options, or choose AromaSense, ChromaSense, ShowerSense and AudioSense as individual Spa Options.

If you purchase a “TSG” or “SMP” generator, but choose not to install any of the Spa Options, you can purchase any of the Steamist Digital Controls (550, 450 or 250) with or without the 220 on/off control.

DO I HAVE A CHOICE OF FINISHES FOR STEAMIST COMPONENTS IN MY STEAM SHOWER?

Yes. Most Steamist controls, as well as the 3199 Steamhead, are available in designer finishes.

WHAT MAKES A STEAMIST STEAM BATH AN “ATTAINABLE LUXURY”?

If you think adding a steambath to your home is a major remodeling project, you may want to reconsider. The compact steam generator can fit inside a typical vanity cabinet, and the plumbing and electrical connections are simple for your professional

installer. In many cases your installer can convert an existing tub/shower into a steambath by enclosing the door so steam does not escape from above.

WHAT ABOUT MAINTENANCE?

The Steamist system is virtually maintenance-free, and is covered by a Limited Lifetime Warranty on the Steam Generators.

CAN MY EXISTING TUB/SHOWER BE CONVERTED TO A STEAMBATH?

Depending on existing circumstances, it may be converted. However, you must get the advice of a qualified professional (a licensed contractor with plumbing and electrical experience) before proceeding with your plans.

WHAT’S THE DIFFERENCE BETWEEN A STEAMBATH AND SAUNA? DOES STEAMIST OFFER SAUNA ROOM SYSTEMS?

First, both steam and sauna systems provide similar benefits for your mental and physical well-being. The difference between a steambath and a sauna is basically “wet heat” versus “dry heat”. Sauna room temperatures may actually be higher, but you may “feel the heat” more by adding steam. It really comes down to personal preference. A steambath system, however, can generally

be more easily integrated into an existing bathroom or new home plan at lower cost. Steamist offers a complete selection of Sauna Heaters and Sauna Room Systems.

DOES MY EXISTING TUB/SHOWER REQUIRE ANY MODIFICATIONS TO MAKE IT A STEAM SHOWER?

Yes. The door and enclosure must be totally enclosed so the steam does not escape from above. A 3/8” gap at the bottom of the door will allow cooler air to enter the shower for a more dense steam experience.

CAN I USE AROMATHERAPY PRODUCTS IN MY STEAM SHOWER?

Yes. The Steamist 3199 Steamhead has a “well” in the top. This allows you to put a couple of drops of essential oils in it. This is a wonderful enhancement to the steam experience. However, do not put oils on the steamhead while steam is being emitted from the head, as there is a possibility for injury due to burning. Caution: Steam is 212°F; in other words, steam is HOT! For aromatherapy, you can also install the AromaSense spa option with your Total Sense system.

DO YOU NEED AN EXHAUST FAN IN THE STEAMROOM?

No. After a steambath take a cool or warm shower and the steam condenses down the drain.

I HAVE VERY HARD WATER. IS THERE ANYTHING THAT I NEED TO DO TO PROTECT MY STEAM UNIT?

You may want to consider a whole-house water treatment system if the water quality is a concern. The Steamist steam generator can operate in conjunction with a water softener. It is important to realize that good water is a condition which is desirable for drinking as well as protecting the plumbing systems, decorative hardware, faucets and glass from the negative effects of hard water. An automatic drain is also available but not required for the generator.

WHAT DO I NEED TO INSTALL A STEAM GENERATOR IN MY HOUSE?

The installation requirements are relatively simple with connections similar to that of a water heater with 240-volt electricity and a cold (or hot) water supply to the unit. A steam line to the bathing area and a glass steam enclosure are all that is necessary to complete the installation.

DOES A STEAM GENERATOR TAKE UP ANY USABLE BATHROOM SPACE?

No. The unit is compact and can be installed preferably up to 50 feet away from the bathing area in a vanity, closet, insulated attic or basement.

IS THE STEAM GENERATOR EASY TO OPERATE?

Yes. Touch and spa controls inside (or outside) the steamroom make it both convenient and very comfortable to relax and enjoy a steambath. With Steamist’s Total Sense integrated system, it is easy to control steam, aromatherapy, chromatherapy or music using one touchscreen control.

IS THE STEAM GENERATOR EXPENSIVE TO USE OR OPERATE?

No. Conservative on water (1 - 1-1/2 gallon average) and electricity, Steamist is a very cost-effective way to relax at home. As compared to whirlpool tubs, 2-3 fills of the tub can give the bather a year’s worth of steambaths.

CAN I USE A 120V STEAM GENERATOR INSTEAD OF A 240V GENERATOR?

A 120V generator has limited applications. It can be used in small acrylic shower units, which don’t have high heat demands due to size and wall materials.

In today’s upscale steam showers, demands of time and materials such as marble, travertine, etc., have power requirements which are best served by a 240V generator. Heat loss from an open door can be recovered quickly. This is not possible with a 120V unit. (Ask your sales associate for help in sizing the proper steambath generator to avoid purchasing an improper unit, or refer to the Residential Steambath System Selection Guide or the Commercial Generator Sizing Guide.)

NOTE: Steamist also manufactures 208V generators to match local utilities where this voltage is used.

ARE THERE ANY RESTRICTIONS ON USING A STEAMBATH OR SAUNABATH?

Yes. Doctors consider “steam and sauna” generally healthy to use, but people suffering from heart disease, high blood pressure, diabetes, pregnant women and the elderly who are not in good health should not take a steambath or saunabath without consulting a physician. Women who are pregnant should also consult their physician before use.

STEAMIST®
RELAX. RESTORE. RENEW.

Commercial Steambath Systems

Steamist offers a complete selection of Steam Generators, Controls and Accessories for steamrooms in commercial applications. In commercial environments it's particularly important to be able to program a Steam Generator for energy-efficiency and reduced costs during off-peak hours.

HC SERIES STEAM GENERATORS INCLUDE OUR DIGITAL CONTROL PACKAGE.

- + Allows programming of steamroom settings from up to 100-foot distance from generator (50-foot cables ship standard).
- + Idle setback feature allows efficient tailoring of operations for off-peak hours. Each day of the week can be programmed individually. Provides maximum temperatures and energy-saving "idle" temperatures.
- + When installed with Second Room Package, can program two steamrooms with one generator.

Package includes:

- + Microprocessor Boiler Control with two relays prewired for the aromatherapy pump
- + Digital Command Center and cable
- + User Bypass Control and cable
- + Room Sensor and cable
- + Steam Solenoid pre-assembled to the steam generator

Optional Second Room Package Available



HC Series Generators come with Steamist's 3199 Steamhead, with Cool Sense silicone cover.



Steamist, Inc. is proud to be an ASME Authorized Certificate Holder. All of our HC Series Steam Generators are certified and stamped to meet stringent ASME codes and UL standards.



MODELS HC-9/12/15/18/24
Dimensions: 21"L x 19"W x 25"H



MODELS HC-30/36/48
Dimensions: 39"L x 22"W x 28"H

HC SERIES STEAM GENERATORS									
MODEL	PRICE	KW	MAX CU FT	PRODUCT CODE	ELECTRICAL				WEIGHT
					VOLTS	PHASE	AMPS	BREAKER*	
HC-9	\$6,400	9	400	60900	240	1	38	50	200 lbs
				60901	208	1	43	60	
				60902	240	3	22	30	
				60903	208	3	25	35	
				60904	480	3	11	15	
HC-12	\$6,700	12	500	61200	240	1	50	70	200 lbs
				61201	208	1	58	80	
				61202	240	3	29	40	
				61203	208	3	33	45	
				61204	480	3	15	20	
HC-15	\$7,000	15	620	61500	240	1	63	80	200 lbs
				61501	208	1	72	90	
				61502	240	3	36	45	
				61503	208	3	42	60	
				61504	480	3	18	25	
HC-18	\$7,200	18	740	61800	240	1	75	100	200 lbs
				61801	208	1	87	110	
				61802	240	3	43	60	
				61803	208	3	50	70	
				61804	480	3	22	30	
HC-24	\$7,900	24	1000	62400	240	1	100	125	200 lbs
				62401	208	1	115	150	
				62402	240	3	58	80	
				62403	208	3	67	90	
				62404	480	3	29	40	
HC-30	\$9,000	30	1250	63000	240	1	125	175	300 lbs
				63001	208	1	144	200	
				63002	240	3	72	90	
				63003	208	3	84	110	
				63004	480	3	36	45	
HC-36	\$9,600	36	1500	63600	240	1	150	200	300 lbs
				63601	208	1	173	225	
				63602	240	3	87	110	
				63603	208	3	100	125	
				63604	480	3	44	60	
HC-48	\$10,100	48	2000	64802	240	3	116	150	300 lbs
				64803	208	3	133	175	
				64804	480	3	58	80	

*Note: 90°C copper wire is required for connection to the steam generator.

Auxiliary Manual Reset Pressure Cutoff is now standard on all Steamist Commercial HC Series Generators to meet UL 834 and ASME CSD-1 standards. Many state and local codes require an auxiliary pressure cutoff device with a manual reset.

HC Steam Generator Controls and Accessories

USER BYPASS CONTROL INCLUDED IN HC SERIES PACKAGES



User Bypass Control
installed outside steamroom allows
user to change settings within
programmed temperature range.



A




B



C



D



E

Optional Second Room Package

Includes 2nd User Bypass Control with 50' cable, 2nd Room Sensor with 50' cable, 2nd Steam Solenoid pre-assembled to the steam generator, 2nd Steamhead.

SRP Second Room Package

\$600 | 68010 (not sold separately)

Pure Aromatherapy Oils (Optional)

For use only with our AP-100 Aroma Pump System. 1100 ml of essential oils, equivalent to competitors' 10L/2.6 gal. diluted spa oils commonly found on the market.

Essential Eucalyptus Oil (1100 ml)

\$250 | HC-EUC 68018

Essential Lavender Oil (1100 ml)

\$350 | HC-LAV 68019

A. Optional Aroma Pump System

The Steamist AP-100 is unique to the industry. It is a micro-dosing pump designed to work with pure essential oils. Most pump systems on the market today deliver a higher volume of diluted oils. Since oil does not mix with water an emulsifier chemical is used to help dilute the oil. The AP-100 delivers the full therapeutic value of pure essential oils without emulsifiers and dilution agents. Diluted oils are typically oils just 5% or 10% oil. Our 1100 ml bottles of pure essential oil deliver more oil than the typical 10 liters/2.6 gallons of diluted oil commonly sold.

4" W x 18" H x 4.5" D

AP-100 Commercial Aroma Pump System

\$1,000 | 68017

B. Programmable Steamroom Temperature Alert

Digital display with audible alert, secondary remote audible alert, tamperproof lock, heater interrupt relay and test button. Lock feature prevents patrons from changing the temperature setpoint, prevents the alert from sounding and prevents the heat from being cut off. The alert cannot be reset until the room cools down below the programmed temperature. Interrupt relay disables heater when the audible alarm sounds. Test button is used to check that the heater is disabled when alert sounds.

6.5" W x 7" H x 1.75" D

TA-100 Temperature Alert

\$945 | 68016

C. Digital Automatic Blowdown Valve

DC-ABD, 208V Valve

\$650 | 68014 (not sold separately)

DC-ABD, 240/480V Valve

\$650 | 68015 (not sold separately)

Auxiliary Manual Reset

Low-Water Control

Many states and local jurisdictions, as a standard, require an independent, manual reset, second low-water cutoff control. Please check with your local jurisdiction if this needs to be ordered together with the HC steam generator. (This is a factory-installed option and cannot be sold without a Steam Generator.)

\$650 | 68020 (not sold separately)

D. Optional 24" Stand for HC Series Steam Generators

\$400 | 68005

HC-9 through HC-24.

20" L x 10-1/2" W x 24" H

\$475 | 68006

HC-30 through HC-48.

25-1/2" L x 14" W x 24" H

E. ASME Code Blowdown Tank

Permits draining of hot boiler water into the tank before it is dumped into drainage system.

Allows the HC blowdown system to comply with codes prohibiting discharge of water exceeding 140°F.

\$2,500 | 68007

Sauna Room Systems

Both steam and sauna provide similar benefits for physical and mental well-being. For those who prefer the “dry heat” of a sauna to the “wet heat” of a steam shower, Steamist offers a complete selection of sauna heaters and controls, sauna room systems and accessories to help complete your vision of relaxation.

WALL-MOUNT EXTERIOR CONTROLS

S170-1 and S170-3 controls include:

- + Programmable time and temperature features
- + Light and fan switch and status icons for both residential and commercial applications
- + Dimensions: 4.4" H x 3.7" W

Included with

SMS-60R, SMS-80R, SMS-80R-3, SMS-100, SMS-100-3, SMS-125, SMS-125-3, SMS-145, SMS-145-3



S170-1 & S170-3

SAUNA ACCESSORIES		
DESCRIPTION	PRODUCT	PRICE
Deluxe Thermometer	0902	\$100
Deluxe Hygrometer	0903	\$100
Wooden Bucket with Liner	0904	\$100
14" Wooden Ladle	0905	\$65
Sand Timer	0906	\$110
Light Fixture	0907	\$90
Eucalyptus Oil	0908	\$55
Headrest	0909	\$100
4-Peg Towel Rack	0910	\$90
Heater Guard	0911	\$195
Sauna Rocks - 50 lbs.	0912	\$70
Speakers - Pair	0913	\$400
SD24 - Prehung Door	0914	\$1,150
SD32 - Prehung Door	0915	\$1,250
SD36 - Prehung Door	0916	\$1,350
Door Pulls - Pair	0917	\$105
Body Brush	0918	\$70
Sauna Mat - Per sq. ft.	0919	\$40
Duckboard - Per sq. ft.	0920	\$40
Bench Skirting Panel - Per linear ft.	0921	\$45



Sauna Heaters with controls & stainless steel construction

BUILT-IN CONTROL FLOOR MOUNT

100 to 425 Cubic Feet



SMS-45 through SMS-80
Silent 60-minute timer, and program-preset up to 8 hours before heating.
16-1/4" W x 11" D x 25" H

EXTERIOR CONTROL FLOOR MOUNT

390 to 1,000 Cubic Feet



SMS-100 through SMS-145
Supplied with contactor.
17-1/2" W x 20" D x 27-1/2" H

EXTERIOR CONTROL WALL MOUNT

170 to 425 Cubic Feet



SMS-60R through SMS-80R
Supplied with contactor when needed.
16-1/4" W x 11" D x 25" H

SMS SAUNA HEATERS										
MODEL	PRICE	kW	MIN/MAX CU FT RANGE	CONTROL	PRODUCT CODE	ELECTRICAL				MAX WEIGHT**
						VOLTS	PHASE	AMPS	BREAKER***	
SMS-45	\$1,500	4.5	100/210	Built-in	0400	240	1	19	30	140 lbs
SMS-60	\$1,650	6	170/300		0600			25	30	
SMS-80	\$1,800	8	250/425		0800			34	40	
SMS-60R	\$2,050	6	170/300	S170-1	0610	208	3	25	30	240 lbs
SMS-80R	\$2,200	8	250/425	S170-1	0810			34	40	
SMS-80R-3	\$2,300	8	250/425	S170-3	0811	208	3	23	30	240 lbs
SMS-100	\$3,100	10	390/600	S170-1	0102			240	1	
SMS-100-3	\$3,150	9.8	390/600	S170-3	0103	240	1	27	40	240 lbs
SMS-125	\$3,250	12.6	500/750	S170-1	0125			240	3	
SMS-125-3	\$3,300	12.3	500/750	S170-3	0126	208	3	34	40	240 lbs
SMS-145	\$3,450	14.8	630/1000	S170-1	0145			240	1	
SMS-145-3	\$3,550	14.4	630/1000	S170-3	0146	208	3	40	50	240 lbs

All sauna heaters are supplied with Finnish stones. SMS-45, 60 and 80 with 50 lbs; SMS-100, 125 and 145 with 100 lbs.

*SMS-60R to SMS-145-3 supplied with exterior control and contactor. ***90°C copper wire is required for connection to sauna heater.



All of our sauna heaters are certified to meet stringent UL or ERTL standards.

Note: Floor-standing Sauna Heaters have exterior controls only. **All shipping weights include Finnish stones, controls and packing.

Prefab Sauna Room Systems

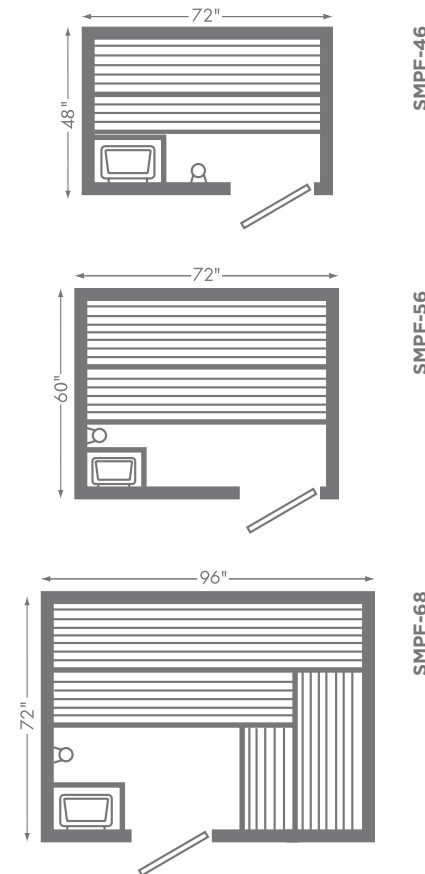
Prefab Western Red Cedar Sauna Rooms are easy to assemble. Freestanding and self-contained, with each panel shipped framed and insulated. Includes flexible conduit. Rooms can also be disassembled, moved and reassembled on any hard floor.

PREFAB PACKAGE INCLUDES:

- + Steamist Sauna Heater
- + Control and Contactor if required and not built into heater
- + 1-1/2" x 2-1/2" Douglas Fir Framing
- + 1/2" x 3-1/2" T&G Western Red Cedar Exterior Finishing with wood panel on back wall
- + 1" x 6" T&G Western Red Cedar Interior Finishing
- + Duckboard Flooring for walk-in area only
- + Prehung Door: 2' x 6' Fir with 16" x 60" Thermo-pane Clear Tempered Glass Panel
- + Assembled Heater Guard
- + Assembled Headrest/Backrest
- + Trim
- + Finnish Stones, igneous and heat-tested
- + Wall-Mounted Vaporproof Light, rated for 75 watts, with satin-finish cast aluminum trim
- + Bimetal Thermometer
- + Wood Bucket and Ladle
- + Assembly Instructions

S4S ASSEMBLED BENCHES (FOR PREFAB ROOMS)

1" x 4" vertical grain Western Red Cedar, to 20" maximum with 1/2" spaces. Bench face is Western Red Cedar and framing is 2" x 4" Fir with 2" x 4" cross-bracing. Boards are blind-fastened from underneath.



PREFAB SAUNA ROOMS						
MODEL	PRODUCT CODE	PRICE	ROOM SIZE DIMENSIONS	EXTERIOR DIMENSIONS	HEATER TYPE	WEIGHT
SMPF-45	2-045	\$9,550	4'x5'	48"x60"x84"	SMS-45	685 lbs.
SMPF-46	2-046	\$10,150	4'x6'	48"x72"x84"	SMS-45	775 lbs.
SMPF-55	2-055	\$10,700	5'x5'	60"x60"x84"	SMS-45	785 lbs.
SMPF-56	2-056	\$11,200	5'x6'	60"x72"x84"	SMS-60*	815 lbs.
SMPF-57	2-057	\$11,450	5'x7'	60"x84"x84"	SMS-60*	855 lbs.
SMPF-66	2-066	\$11,650	6'x6'	72"x72"x84"	SMS-80*	875 lbs.
SMPF-67	2-067	\$12,900	6'x7'	72"x84"x84"	SMS-80*	1025 lbs.
SMPF-68	2-068	\$13,850	6'x8'	72"x96"x84"	SMS-100	1100 lbs.
SMPF-88	2-088	\$17,650	8'x8'	96"x96"x84"	SMS-100	1225 lbs.
SMPF-810	2-810	\$21,650	8'x10'	96"x120"x84"	SMS-100	1505 lbs.

*Prices reflect heater with built-in controls; for sauna heaters with S170 REMOTE controls add \$400.

Note: Unless otherwise specified, all prefab sauna rooms come with a ceiling height of 84". No cancellations after 5 working days of order. All prefab sauna rooms are supplied with walk-in area duckboard flooring. Duckboard or sauna mat flooring is available as an option for all other sauna room applications.

Precut Sauna Room Systems

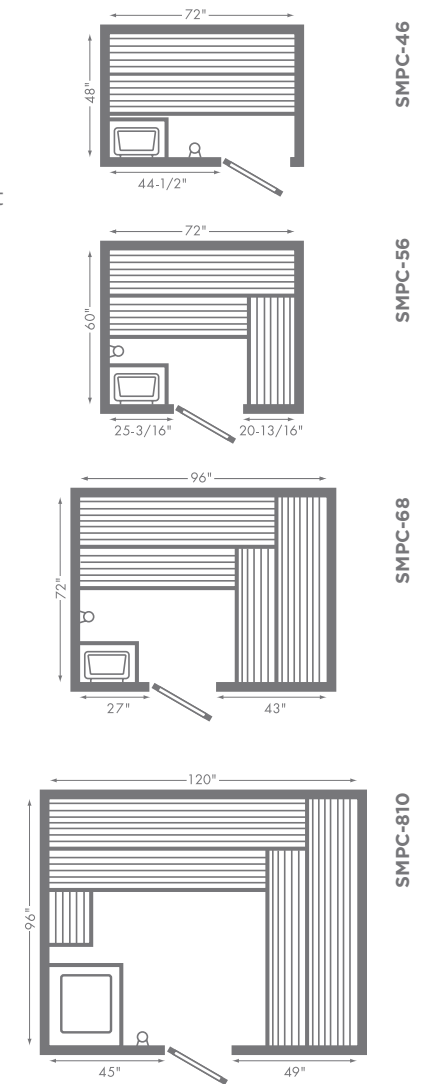
Precut Western Red Cedar Sauna Rooms are packaged to suit any shaped space, and offer the flexibility of installation as part of any new construction or remodeling project. Once the area has been framed and wired, the Steamist precut sauna package will finish the interior space completely.

PRECUT PACKAGE INCLUDES:

- + Steamist Sauna Heater
- + Control and Contactor if required and not built into heater
- + Precut Wall and Ceiling Boards 1/2" x 3-1/2" Western Red Cedar, T&G air-cured to between 6-10% moisture content
- + Prehung Wood Door Fir, standard 2' x 6' 8" with Thermo-pane Glass, 16" x 66" window, casing, jamb, wooden handles
- + ADA-Compliant Doors available
- + Heater Guard Rail
- + Assembled Headrest/Backrest
- + Interior Base, Ceiling, Corner Trim and Door Casing
- + Finnish Stones, igneous and heat-tested
- + Wall-Mounted Vaporproof Light, rated for 75 watts, with satin-finish cast aluminum trim
- + Bimetal Thermometer
- + Wood Bucket and Ladle
- + Assembly Instructions

S4S ASSEMBLED BENCHES (FOR PRECUT ROOMS)

1" x 4" cured vertical grain Western Red Cedar, to 20" maximum with 1/2" spaces. Bench face is Western Red Cedar and framing is 2" x 4" Fir with 2" x 4" cross-bracing. 12" O.C. Boards are blind-fastened from underneath.



PRECUT SAUNA ROOMS						
MODEL	PRODUCT CODE	PRICE	ROOM SIZE DIMENSIONS	HEATER TYPE	BENCHES	WEIGHT
SMPC-45	1-045	\$6,750	4'x5'	SMS-45	2	550 lbs.
SMPC-46	1-046	\$7,150	4'x6'	SMS-45	2	580 lbs.
SMPC-47	1-047	\$8,050	4'x7'	SMS-60*	2	600 lbs.
SMPC-48	1-048	\$8,500	4'x8'	SMS-60*	2	630 lbs.
SMPC-55	1-055	\$7,150	5'x5'	SMS-45	2	590 lbs.
SMPC-56	1-056	\$7,900	5'x6'	SMS-60*	2	630 lbs.
SMPC-57	1-057	\$8,200	5'x7'	SMS-60*	2	640 lbs.
SMPC-58	1-058	\$8,800	5'x8'	SMS-60*	3	690 lbs.
SMPC-66	1-066	\$8,500	6'x6'	SMS-60*	3	690 lbs.
SMPC-67	1-067	\$9,100	6'x7'	SMS-80*	3	720 lbs.
SMPC-68	1-068	\$9,650	6'x8'	SMS-80*	4	760 lbs.
SMPC-88	1-088	\$13,550	8'x8'	SMS-100	4	1015 lbs.
SMPC-810	1-810	\$15,750	8'x10'	SMS-100	4	1135 lbs.

*Prices reflect heater with built-in controls; for sauna heaters with S170 REMOTE controls add \$400.

Note: Unless otherwise specified, all precut sauna rooms come with a ceiling height of 84". No cancellations after 5 working days of order. Optional skirting, duckboard or sauna mat is available. Custom precut sauna rooms are available upon request.